



MAKE YOUR OWN SWORD



Note for parents:

A parent /guardian must be present to ensure the safety of the children using our online tutorials. Parents will be required to maintain adequate supervision of their child while they are working on their suit of armour. Parents help may be needed with some children in preparing crafts, particularly when they need to use scissors/puncher.

ATHLONE CASTLE HERITAGE WEEK PROGRAMME OF EVENTS IS SUPPORTED BY THE HERITAGE COUNCIL
UNDER THE IRISH WALLED TOWN NETWORK 2020 INTERPRETATION FUND



ATHLONE CASTLE
VISITOR CENTRE

An Chomhairle Oidhreachta
The Heritage Council



NATIONAL
HERITAGE
WEEK **h**

To make your very own Knights Sword you will need:

A large cardboard box.

Scissors

Glue stick

Two rubber bands

Crayons, markers, or paint to decorate your sword

Please, make sure that you have a grown-up who can assist you, after all every knight had his squire (that is the trainee knight)



ATHLONE CASTLE
VISITOR CENTRE

An Chomhairle Oidhreachta
The Heritage Council



NATIONAL
HERITAGE
WEEK **h**



1. Cut a large rectangular shape out of cardboard for the blade and 2 smaller ones for a hand-guard




2. fold along each side evenly so you have three layers to create a strong blade for your sword.



3. Glue it together to get a strong blade



4. Draw a guideline of what you want the point of your blade to look like



5. Use the guideline you draw to cut the point of your blade (you may have to glue the tip again)



6. Cover one side of each of the small pieces of cardboard with glue



ATHLONE CASTLE
VISITOR CENTRE

An Chomhairle Oidhreachta
The Heritage Council




NATIONAL
HERITAGE
WEEK **h**




7. Place your blade on the glue-covered side of cardboard, high enough so you will be able to hold your sword (this part of the sword is called HILT)



8. Repeat with the second piece of cardboard



9. Secure the hilt on each side with rubber bands until the glue dries and all the pieces hold together



10. It is time to decorate your sword!

Use crayons, markers or paint to colour it

WELL DONE!!!



ATHLONE CASTLE
VISITOR CENTRE

An Chomhairle Oidhreachta
The Heritage Council



NATIONAL
HERITAGE
WEEK **h**